









**NEW****REVERSE POLARITY INDICATOR LIGHTS ON MARINE CORDSETS**

Reverse Polarity occurs when unknowingly connecting a cordset to a power pedestal that has the positive and negative leads reversed internally. This can damage the vessels batteries, electrical components, or the charging system. Any battery-powered product you use while it's plugged in will be energized through its full circuit and thus a potential source of electrical shock.



-   Blue ON Red OFF: Normal power condition. OK TO PROCEED.
-   Blue ON Red ON: L1 and neutral are swapped in a reverse polarity condition. **DISCONNECT CORDSET FROM POWER SOURCE AND IMMEDIATELY CONTACT MANAGEMENT.**
-   Blue OFF Red ON: L1 and Ground are swapped in a **DANGEROUS GROUND CONDITION.** Disconnect cordset from power source and immediately contact management.
-   Blue OFF Red OFF: No power condition. CHECK CONNECTION AND POWER.

On the top of all SmartPlug female end power cord connectors are two LED indicator lights. One light is blue and the other is red. When the SmartPlug is connected to a power source the lights will illuminate to indicate the status of a safe or unsafe condition. Not only are our cordsets weatherproof and easy to use, they will ensure your family can safely enjoy your next adventure!

NO TWISTING! - SELF CLEANING PUSH-IN DESIGN



INLET & CONNECTOR FEATURES

LED TWO COLOR REVERSE POLARITY AND POWER LIGHTS

One red and one blue LED light for Safe/Unsafe Electrical Power Indication under Reverse Polarity Conditions.

LOCKING FEATURES

Dual 316 SS side locking levers snap into sides of inlet housing.



CONNECTOR BODY SHAPE

Sleeve design fits snugly within inlet, removing all tension from pins & clips. Easy one handed insertion.

WEATHERPROOF

Superior gasket seals against inlet sleeve to eliminate dirt & moisture exposure on electrical pins.

WEATHERPROOF

Face gasket seals. Now IP56 rated.

INLET CASE CONSTRUCTION

316 cast stainless steel for maximum corrosion resistance. Also offered in non-metallic high strength UV resistant material.

ELECTRICAL PINS

Straight pins with 27X more surface area. No twisting required!



EASE OF USE

Unique plug body shape only goes in the right way. Easy to orient with no misalignment - even in the dark! Pushes straight in & locks automatically.

DOCKSIDE CORDSETS

30A & 50A AVAILABLE IN
25ft & 50ft LENGTHS



SHOREPOWER CORDSETS

30A & 50A AVAILABLE IN
25ft & 50ft LENGTHS

